

Valley Quilt Notes

SHENANDOAH VALLEY QUILTERS GUILD
NQA Chapter 383, VA 20, Website: www.svqg.org

Vol. 23 No. 2

May 2009



PRESIDENT'S MESSAGE

A little summer weather, a weekend getaway, means summer vacations and new activities! So, what is your new project?

Our Round Robin was a winner with so many beautiful creations, a big thank you to all who participated. And we can't forget the show-n-tell with all those wonderful items. We are so lucky to have a Guild with so many creative people.

I very much enjoyed Connie "B's" lecture and trunk show. Her quilts were exciting as was her lecture. A big thank you to Connie for sharing them with us.

I also want to thank everyone who made quilts for our ongoing service project. What a nice turn out.

A final reminder, we are still looking to fill 2 positions on the new board. If you think you might be interested, please let Barbara Linzey know ASAP.

What I know for sure....."Every day brings a chance for you to draw in a breath, kick off your shoes, and dance." Oprah

I hope we all can dance.

PAM



PROGRAMS

Well, now. Weren't those Round Robins pretty wonderful? I think we have 20 happy people.

And all the rest of you, aren't you sorry you didn't participate? Now, let's all finish them because Sharon and Debbie are going to have a Round Robin class in the Quilt Show. And they tell me that you can put in all your Round Robins to date. Should be good.

In May, we are looking forward to Cathy Geier. We have full workshops. Now a couple of things about the workshops.


1. WONDER UNDER MEANS WONDER UNDER. No substitutes.
2. Friday workshop starts at 9 am.
3. No sewing machine needed on Saturday.
4. Potluck. Bring food. This always gives us a chance to talk with and get to know the teacher. Nice.

The supply list was included on the registration form last month. It wasn't on the form earlier. If you don't have it, let me know and I'll send it to you. (This is also available on the website: www.svqg.org – ed.) Sorry for the confusion.

The registration form for the June workshop is in this Newsletter. We have had several requests for this workshop. Josephine Millett will be teaching back-basted, template-free appliqué. If you love appliqué, but don't know this method this is a must take workshop. If you have never done appliqué, this is a really good method to start with. It's a class for everyone. Josephine will also be doing our program which will include a showing of her many appliqué quilts.

Mary Carlton and Sue McDonald

**SHENANDOAH VALLEY
QUILTERS GUILD
GENERAL MEETING
April 18, 2009**



President Pam Nixon opened the meeting by introducing new guests and announcing 2 quilt show invitations for members to attend - one in Annapolis and one in Rockbridge. There were four guests from Luray interested in starting a new guild in Page County and looking for ideas from us.

Sally Jones' treasury report is in this newsletter - please read.

Pres-elect Barbara Lindzey asked for volunteers to host the fall meeting of VCQ to be held in Waynesboro. Diane Reasons provided a complete list of duties for the event - please see Barbara or Diane for more info.

Barbara also needs publicity and service chairs to fill out next year's board roster - neither job is difficult and the board is fun to be on, so for a good time, see Barbara!

Mary Carlton handed out the finished round robins along with a great show and tell of the lovely tops. She also announced that Cathy Geier's supply list states "wonder-under" is used and she means just that - no substitutes allowed - so there!

Vicki Graham sent out April's newsletters just as her service provider was having troubles, so if you didn't receive your letter by email, please contact Vicki for one.

Debbie Lane and Sharon Angle had a show and tell of all the finished military service quilts - 7 quilts in all and they were great. They also read a thank you note from a family who lost their home in a fire and were grateful for our quilts. Several quilts were sent to people undergoing chemo for cancer - the chemo makes them feel cold all the time and the quilts are a nice gift for them.

We finished with more show and tell from members - the meeting was like a full quilt show!

That's all for now - Molly Toth

FABRIC DYING CLASS

I hope everyone had a great time learning about fabric dying after the last meeting. It would be fun to have everyone bring their fabric to Show and Tell for the May meeting so we can see everyone's results.

Connie

NOMINATING COMMITTEE

Nominations - Choice of Candidate - Who would hold an office?

HELP! HELP! I Can't Find 2 Aspiring Applicants:

(Publicity Chairman)

We need Notoriety and Propaganda about our Guild. An Informal Ballyhoo that is published in the news media. Who can HELP...Spread the word????

(Service Chairman)

And what about Compassion? A work of Labor, Aid, Benefit and Support. We need 2 Sidekicks to take charge of our spring and Fall Service Workdays and the ongoing Military Quilts. Let's rub elbows and get the job done.

Let's take this Task on Willingly. WE NEED YOUR HELP. ASAP! Contact me...Barbara Linzey at bearnbabs@yahoo.com or call me (540) 949-5949.

HELP! HELP! HELP! MAKE OUR GUILD THE BEST IT CAN BE!

Barbara Linzey

MEMBERSHIP

Membership dues for 2009/2010 were due by April 1, 2009. All dues must be paid by May 16, 2009 for your name to be included in the guild membership directory. As a reminder, the monthly dues continue to be \$20.00/year. There

is an additional fee of \$7.50 to have the newsletter mailed through the postal system. This was a recent change made at the March guild meeting. Please remit an additional \$2.50 to membership if you had paid \$25.00 prior to the change.

Cerise Haas



QUILT MOUSE asks:

“DO YOU TOY?”

What’s nicer than getting a TOY? (A “Thinking of You” block)

Are TOYS hard to make? No way!

Quilt Mouse’s TOY System

1. Mark you Lucite rulers with Post It flags, on the 1 ½” and 3 ½” lines, and write the numbers on the flag.
2. Keep you scraps for cutting: long strips 1 ½” wide, both prints and muslin that you then cut into 3 1/2” lengths, fat scraps 3 ½” wide cut 1 ½” long.
3. Cut some freezer paper 1” x 3”.
4. Put all of these in a big zipper plastic bag & keep that where you can get to it easily.
5. When you feel like sewing, or have run out of TOYS to send, just grab the bag and make TOYS. You’ll need
 - a. Sewing machine, clean and oiled with a good needle
 - b. Iron w/steam
 - c. Rotary cutter & ruler
 - d. Small bias ruler for squaring the blocks
6. Two prints go next to the long sides of a muslin strip, then one print on each end. Have fun with the colors!
7. Iron as you go and then put a piece of freezer paper on the back of the muslin strip.
8. Put the finished TOYS in another zipper bag with some address labels (Don’t you get free

ones all the time?) and envelopes, and keep the bag near your SVQG Directory.

VOILA’! You have TOYS, to send for Thank You’s, AttaGirl, AttaBoy, Birthday, illness, “I miss you” in other words, Friendship!

Love,
The Quilt Mouse

MEMBER KUDOS

Barbara Linzey and Pam Nixon are members of Postcards Pizzazz (a post card exchange). Recently, they were involved with a Mystery Post Card Challenge which was shown at the Dallas Quilt Show (March 12th, 2009). After the show, they were told that they both had won for their post card designs. WOW!

HOSPITALITY

Thank you to all our April birthday quilters who brought in those delicious treats for us last month. This month it is our May birthday quilters turn.

MaryEllen Langensiepen

DEADLINE FOR JUNE NEWSLETTER

May 22, 2009

Vicki Graham

4142 Traveler Road

Harrisonburg, VA 22801

540-433-9877

E-mail: grahamvl@comcast.net

WAYS AND MEANS

I’d like to thank everyone who participated in the raffle for the April meeting. We raised \$90.

Lou Emswiler

HAPPY BIRTHDAY

The following Guild members are having birthdays in May and June:

Barbara Johnson	5/4
Lila Schafer	5/20
Helen Ridder	5/26
Karen Ames	6/1
Barbara Lewis	6/2
Leslie Bulken	6/9
Bonnie Spoon	6/12
Dorice Graham	6/18
Barbara Paulson	6/20
Sara Wood	6/24
Robert Just	6/30

Hope you have a wonderful day!

Upcoming Shows

The NQA is having their quilt show on June 13th & 14th, "Quilts by the Bay". It will be held at the Annapolis Sr. High School in Annapolis, MD. The times will be Sat. 10-5 and Sun. 11- 4.


The Rockbridge Pieceworkers Quilt Guild is presenting "Quilts in the Country 2009" at the Rockbridge Regional Fair on July 14th - 18th at the Virginia Horse Center Coliseum Exhibit Room. If you need more information contact Carol Schoner at cschoner@comcast.net or Edie MacCorkle at emaccorkle@horsecenter.org.

SUPER YARD SALE

May 8, 9, 10
Barbara Paulson
249-5668

**New and vintage fabric,
buttons, old lace, quilt books,
antique quilt blocks, hankys,
linens, doilies, ribbon, etc.**

**Also 25 – 6” feed sack
squares, \$12.00**



Quilting Bees

Bees can be thought of as the “heart” of a guild. Bees usually range from 2 to 15 people in size, with an average of 8. Bees generally meet at member’s homes or in a public place to share fellowship and their love of quilting. Often they meet to discuss current quilting projects, events or to experience quilting with others in a small group setting. Each group determines its own scope and purpose. Anyone can start a Bee, and you may belong to as many as your energy and commitment allow. Lasting friendships form inside Bees. They often take on quilting projects as a group.

At this time we do not have any open Bees in SVQG. If you are interested in joining or starting a Bee, please check out the form included in this newsletter. Turn in the form to me at the next meeting (I’m the librarian), or mail it to me. The “beekeeper” acts as a sort of “chairman” of the bee. They would be the contact person and “spokesperson” for the bee.

I'll be happy to act as "Guild Beekeeper" and sort out the forms and try to match up interests. And since our guild covers such a wide territory some bees may want to get together according to location. We'll see how much interest there is in this project.

Kathy Christy

Bee Registration Form

Name: _____

Type of Bee: **Traditional** **Art** **Service** **Appliqué**

Other: _____

What do you want to get out of the Bee? _____

I prefer a bee that meets: _____ **Daytime (Monday – Friday)**

(check all that apply) _____ **Evenings (Monday – Friday)**

_____ **Weekends (Saturday / Sunday)**

_____ **once a month**

_____ **twice a month**

_____ **weekly**

Name: _____

Address: _____

Email address: _____

Phone: _____

I am willing to take my turn as hostess for a bee that meets in homes:

Yes _____ No _____ Maybe, not sure _____

Would you consider becoming a beekeeper?

Yes _____ No _____ Maybe, not sure _____

Additional comments:

BACK-BASTED, TEMPLATE-FREE NEEDLE TURN APPLIQUE

Learn this easy way to do beautiful appliqué on a block with flowers and a butterfly.

Who: Josephine Millett

When: June 20, 2009, 1:00 PM to 4:00 PM

Where: Sunnyside Retirement Community, Sunnyside Room

Cost: \$15, includes the kit fee.

Supply list: White basting thread, a heavy thread such as quilting thread
Large needle to baste with
Small scraps of fabric; for tulips, leaves, stems, and butterfly
Thread to match fabric
Needles to appliqué with
Pins
Small scissors with sharp points

The design will be furnished already drawn on the background so that the student will devote the class time to learning the technique of appliqué.

We will as usual have a potluck lunch.

Any questions? Mary Carlton qltnfsh@shentel.net 540-459-7094

Back-basted, Template-free Needle Turn Appliqué

Name _____

Address _____

Phone # _____ e-mail _____

Amount enclosed: _____ \$15 member _____ \$20 non-member

Registration deadline is Wednesday, June 10, 2009

Make checks payable to SVQG. Only a paid registration reserves your place in the workshop. Paid workshops are transferable to another Guild member, but not refundable unless the class is cancelled, nor can money be applied to a future workshop. Mail registration to: Mary Carlton, 1598 Stagecoach Rd., Woodstock VA 22664.

SVQG BOARD MEMBERS

President	Pam Nixon
President-Elect	Barbara Linzey
Vice Pres/Program	Mary Carlton & Sue McDonald
Secretary	Molly Toth
Treasurer	Sally Jones
Immed. Past President	Connie Broy
Newsletter Editor	Vicki Graham
Education	Joan Leffel
Historian	Jan Hood
Hospitality	Mary Ellen Langensiepen
Librarian	Kathy Christy
Membership	Cerise Haas
Publicity	Connie Taylor
Sunshine	Pauline Messier
Ways & Means	Lou Emswiler

Service	Sharon Angle & Deborah Lane
Comfort Pillows	Sue Jones
Quilt Show Chairman	Sally Jones
NQA Liaison	Connie Broy
VCQ	Norma Harris

To join the Shenandoah Valley Quilters' Guild,
send \$20 Annual Dues to:


Membership Chairman SVQG
PO Box 913
Harrisonburg VA 22803

The Guild year runs from April 1 to March 31

Newsletter mailed - \$7.50/yr.
SVQG Pins - \$3.00 Member, \$5.00 Non
Available from Membership Chairman

PLACE OF MEETING--THE **SUNNYSIDE ROOM**, THIRD SATURDAY OF THE MONTH
(UNLESS OTHERWISE NOTED) Time: 9:30 am
SUNNYSIDE PRESBYTERIAN RETIREMENT COMMUNITY,
HARRISONBURG, VIRGINIA

Take Exit 247 East off of I-81, proceed east on US 33 to intersection with Route 687 (Massanetta Springs Road,) turn right on Route 687, proceed south 0.8 mile, turn left at second Sunnyside entrance. Go to the **Sunnyside Room** that's the building at the bottom of the hill, to the left of the Highlands Building. Parking is available on the street and in lots but **DO NOT PARK IN THE NUMBERED SPACES**. These numbered spaces are for residents. Please observe the 15-mph speed limit while on the grounds of Sunnyside.



Shenandoah Valley Quilters Guild
P.O. Box 913
Harrisonburg, VA 22803