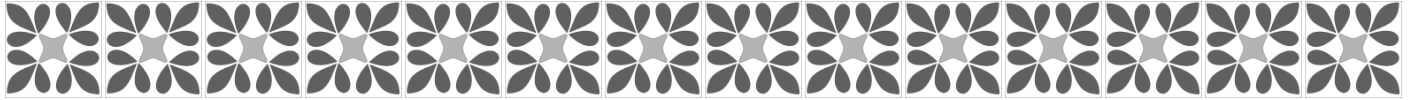


Valley Quilt Notes

SHENANDOAH VALLEY QUILTERS GUILD
NQA Chapter 383, VA 20, Website: www.svqg.org

Vol. 25 No 3

June 2011



NOTES FROM THE PRESIDENT

A sea of brightly colored kids' quilts greeted us as we entered the May guild meeting. What a wonderful sight! Those who stayed to complete more of these quilts during our Spring Service Day were hard at work and accomplished a lot. Thanks, ladies and gentleman, you are an inspiration!!

June is the official beginning of summer with longer hot days, gardening, house repairs and painting plus some vacation time. Now when do I fit in quilting?? I like to be outside, so I am thinking I will have to devise a way to sew on the porch in the mornings or late afternoon. John hates it when I think. This usually means that he has to help come up with the solution. But this team has worked together for over 46 years and we have come up with some remarkable solutions to make things work for our many different interests, while having fun along the way. So hope that you give yourselves a challenge to find a space to quilt this summer. New views or areas in your home can give you a different perspective on your craft even if it is just for a day. Think Quilt Staycation!

Please make a point to save June 17 and 18 for Sarah Ann Smith. She is traveling from New England and has many wonderful new ideas to inspire us as quilters. New and inventive ways to use all of those decorative stitches on my machine have captured my interest. This is a time to invite a friend(s) to guild and the classes on Friday and Saturday. The more the merrier.

Your President,
Sandie Hammel


PROGRAMS

Thanks to all who participated in the May Service Program to make kid's quilts for Wrap A Smile and A Small Hand. The pot luck lunch was abundant and one of the best.

There are 2 workshops scheduled for this month, giving us more opportunities for new learning experiences and sharing with fellow guild members. Sarah Ann Smith, author of Thread Work Unraveled, will be the instructor and speaker. In the Friday June 17th workshop we will explore design, machine appliqué, embellishing, and finding the secrets of our machines. Saturday's workshop, Uncensored Art Techniques, will start following the guild meeting with opportunities to play with a range of art techniques and supplies in a hands-on setting. The techniques include painting, stamping and experimenting with Shiva Paintstiks. Registration forms for both of these workshops are in this newsletter.

Sarah is truly a quilting artist with extensive knowledge of the technical skill of quilting, known as the "how" of quilting. She specializes in machine work, coloring with threads, and using whatever it takes to get her vision onto fabric. She has received many awards, both national and international, and will bring some of her work to show for her lecture, "How Did You Do That?" at the general guild meeting on June 18. We are going to see some awesome pieces of art and learn from a true professional. See her work at www.sarahannsmith.com


Fran Miller



Service Committee Report


The Service Committee set two project goals for this year—Pillows and Totes and kid's quilts for Wrap A Smile and A Small Hand. One goal was 350 P/Ts and as you "sewed and stuffed" the figures flew past that goal by a large number. The goal for the kid's quilts was 50 and when all the quilts are finished we will have over 80 quilts to ship and/or deliver. It's been a VERY good year with your participation and we **THANK YOU!**

Service Committee Members,
Sue Jones, Dorice Graham, Pauline Messier,
Carolyn Shank, Sandie Hammel, Fran Miller



ROUND ROBIN

Just reminding you that the Round Robins will be revealed at the June meeting. This is the last chance to make the one you have wonderful. I know we're all looking forward to seeing the results.



CALL FOR 30's REPRODUCTION FABRIC

If you have 30's repro fabric in your stash and you are willing to part with a bit of it, please

bring 6 or more charm squares to the meeting in June or July. Now you are probably wondering, why? Guess I have to let you in on the secret. Can you believe it's time to think about the 2014 raffle quilt? This time we are going very traditional and all will be revealed at the August picnic. However, in order to make up the necessary kits, I need 210 assorted charm squares. Please help.

Thank you for your participation.
Mary Carlton



SHENANDOAH VALLEY QUILTERS GUILD MEETING Minutes May 21, 2011

The May meeting was called to order by President Sandie Hammel who welcomed guests and new member Kailee Miller, who is Fran Miller's great-grandaughter and who won the 2010 raffle quilt, and Terry Hodskins who will speak about the "Wrap a Smile" program. Sandie made a special thank you to members who made quilts for "A Small Hand" and the "Wrap a Smile" program. The minutes of the April meeting were approved as printed in the May Newsletter. The treasurer's report was presented by Cerise Haas and will be filed for audit.

PROGRAM COORDINATOR #1: Fran Miller invited everyone to stay for the afternoon's service work. In June there is a Friday all-day workshop and a Saturday afternoon workshop. These will be taught by Sarah Ann Smith on embellishments and adding beads to quilting projects. Her lecture is entitled, "How Did You Do That?" Information and signup sheets will be in the June Newsletter.

In July Catherine Etter from Richmond will be presenting a program on art quilts. In the

afternoon there will be a mystery quilt workshop by Mary Carlton. In August we have reserved a pavilion in Oakdale Park in Bridgewater for the annual picnic. There will also be a hat challenge that day.

MEMBERSHIP: Our membership is currently 104 and we average 50 members attending each meeting.

NEWSLETTER: Vicki Graham announced that the deadline for May's issue will be Friday, May 27th.

ROUND ROBIN: Mary Carlton reminded everyone that the final exchange will take place in June.

WEB MASTER: Mary Carlton is studying with Roberta Patterson to enable her to take over as our web master. Anyone interested in learning more about this is welcome to join them. Let Roberta know if you are interested in getting a copy of one of the books picturing our Show and Tell.

RAFFLE QUILT: The raffle quilt has traveled to Paducah and is a semi-finalist in the quilt show there.

WAYS AND MEANS: Roberta Patterson, Carolyn Shank, Mary Carlton and Phyllis Liskey won patriotic fat quarters.

NEW BUSINESS: Officers for the 2011-2012 year will be elected at the June meeting.

SHOW AND TELL: All of the quilt projects shown were enjoyed by all.

Submitted by,

Norma Harris,
Secretary



Your Team For the Next Guild Year

Thanks for those of you who have stepped up and accepted a responsibility for our next year.

President Elect---VACANT
Secretary-Norma Harris
Treasurer-Cerise Haas
Program #1-Bev London
Program #2-Connie Broy
Nominating-VACANT
Newsletter-Sandie Hammel
Membership-John Hammel
Publicity-Lu Emswiler
Historian-Mary Carlton
Hospitality-VACANT
Ways & Means- Denise Rudolph
Education-Joan Leffel &
Molly Toth
Library-Kathy Christy
Service-Lori Abbott Herrick
Comfort Pillows- VACANT
Sunshine-Lenore Mitchell
Web Site-Roberta Patterson

Please notice the VACANT spots in our team. We would love to have you join us; so just give me a call. The election of offices will be held at the June meeting and installation at the picnic in August.

Sally Jones, Pres. Elect
auntsallygee@gmail.com

What does your membership do for you?


Now that you have all paid for your SVQG membership, it's time to think about all the benefits.

1. An opportunity to provide quality quilts and service to various organizations and people in need.
2. A picnic in the summer and a party at Christmas.
3. A 500 book library with free monthly check-out.
4. A quilt show every other year where you can display your handiwork and admire the work of others.
5. At least one or two nationally recognized guest speakers per year. They will provide opportunities for classes to learn new skills or to brush up on old ones.
6. Fun projects, raffles, door prizes and – **“SHOW & TELL.”**

And, most importantly, a place to meet and greet old friends and make new friends; a place to relax and get away from the everyday problems; and a place to share in the fellowship of good company.

Thank you for your membership. Your Guild is what you make of it.

Happy Quilting!
John Hammel



SUNSHINE

Please let me know of any guild member who could use our get well wishes, sympathy thoughts, etc. Call me at 540-867-9486 or email me at ceshank@gmail.com.

Carolyn Shank



DEADLINE FOR JULY NEWSLETTER

June 24, 2011

Vicki Graham
4142 Traveler Road
Harrisonburg, VA 22801
540-433-9877

E-mail: grahamv1@comcast.net



HAPPY BIRTHDAY

The following Guild members are having a birthday in June and July:

Karen Ames	6/1
Barbara Lewis	6/2
Leslie Bulken	6/9
Bonnie Spoon	6/12
Dorice Graham	6/18
Barbara Paulson	6/20
Mary Gregory	7/2
Margie Hockman	7/2
Cerise Haas	7/4
Dorothy Peterson	7/5

Kathy Christy	7/12
Martha Tobias	7/14
Carol Rogers	7/15
Sandie Hammel	7/21
Carolyn Shank	7/28
Katherine Phillips	7/28

Hope you have a wonderful day!

HOSPITALITY

Thank you to all of the May and Aug. 16th thru the 31st birthday members who provided the refreshments for the May meeting.

Members with birthdays in June and Dec. 1st thru 15th should bring refreshments for the June meeting. If you can't make the meeting, please ask a quilter friend to change months with you

so we can have a good assortment as we are having a guest speaker and more goodies are always welcome.

Pauline Messier

OUT-GOING PRESIDENT'S BLOCK

It is time to make blocks to thank our out-going President for her year of service. We need 12" (finished) Ohio Star Blocks with the star being red and the background white (not cream). Please give them to Barbara Linzey ASAP

Thanks bunches,
Barbara

Rotary Cutting Directions for 12" Block





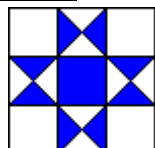
For the Template A


1. Cut one 4 1/2" strip of each Fabric A (**red**-picture shows *blue*) and Fabric B (white)
2. Cut one 4 1/2" square from the Fabric A strip
3. Cut four 4 1/2" squares from the Fabric B strip

For the Template B

1. Cut one 5 1/4" strip of each Fabric A and Fabric B
2. Cut two 5 1/4" squares from each of the Fabric A and the Fabric B strips
3. Cut each 5 1/4" square in half on the diagonal
4. Cut each triangle in half on the diagonal. This will result in 8 Fabric A and 8 Fabric B quarter triangles

Piecing the Ohio Star Block

1. Piece 8 Fabric A triangles to 8 Fabric B triangles.  This step can also be done using the [speed piecing](#) method for quarter triangles. The strips should be cut 5 1/4" wide for a 12" quilt block.
2. Piece the triangles created in step 1 together to form a square. 
3. Piece 4 squares of Fabric B together with 2 triangular squares to form 2 strips 
4. Piece 2 triangular squares with 1 square of Fabric A to form 1 strip 
5. Piece the 3 strips together to form the completed Ohio Square quilt block 



301 South Main Street, Harrisonburg, Virginia 22801

(540) 433-3818 ❖ www.vaquiltmuseum.org

Designated the "official quilt museum of the Commonwealth" by the General Assembly

You have the skill in your hands to raise funds for the Virginia Quilt Museum!


Create a small Christmas quilt that is no larger than 6 inches and send it to the Virginia Quilt Museum by July 31, 2011. Visitors to the Museum will vote on their favorite small quilt ornaments and three quilters will win prizes. The first prize is a \$25 gift certificate, the second a \$15 certificate and the third a \$10 certificate. The certificates can be redeemed in the museum shop.

All of the handmade Christmas ornaments will be sold in the museum shop to support museum operations and the preservation of quilts.

A new quilter or not experienced in miniatures? Make some ornaments anyway.....that's called folk art and lots of people love it on their tree.

Send ornaments, your name and address to Virginia Quilt Museum, 301 S. Main Street, Harrisonburg, Virginia 22801

Thank you for supporting the preservation and encouragement of quilting.



301 South Main Street, Harrisonburg, Virginia 22801

(540) 433-3818 ✦ www.vaquiltmuseum.org

Designated the "official quilt museum of the Commonwealth" by the General Assembly

What do you do when you want to submit items to The North Florida Fair and you are told that it does not meet the usual categories? You enter the category called "Articles of Merit Not Listed." Needlework done by Carolyn Lynch in the 1960s was on the "wrong" fabric, stitched items were not sized "right" for the needlework categories at a Florida Fair. But her work won first prize in this new category. A few of the items from that fair survive to see today.

After 35 years of needlework and quilting, teaching quilt classes and being published in leading quilt magazines, you would expect Carolyn Lynch of McLean, VA to know and follow the rules of how to do those things. But Carolyn has never been able to control her creativity and sense of humor. The retrospective exhibit of her work at the Virginia Quilt Museum reflects her independence. After her move to Northern Virginia in the 1970s quilting took over Carolyn's imagination. Her husband, Wayne Lynch, is descended from original settlers of Virginia, George Yeardley and Temperance Flowerdew. Her first quilt was "An American Family" showing 16 generations and over 200 people. If you made only one quilt, wouldn't it be one that showed your family history? Look closely at this family quilt and find the block depicting the ancestor no one would discuss because "he drank."

There are a few traditional quilts and colors in the exhibit, but the Chiquita Banana dancing in the center of a quilt, the angry dragon jumping from the center of another or the tomb stone wall hanging will surprise and delight.

The exhibit "Articles of Merit Not Listed" is curated by Carolyn Lynch and Hazel Carter. Sponsors of the exhibit include Quilter's Unlimited of Northern Virginia, The Old Dominion Applique Society, individuals and quilting groups, the National Endowment for the Arts and the Virginia Commission for the Arts.

"Articles of Merit Not Listed" can be seen at the Virginia Quilt Museum from May 24 through September 3, 2011. The Museum is open Tuesday to Saturday from 10am to 4pm at 301 South Main Street, Harrisonburg, VA. Parking in the municipal lot behind the museum is free. Phone 540-433-3818 for more information and for groups.

Registration for Balinese Garden Workshop

DESCRIPTION: You will use fusible appliqué and your machine's decorative and utility stitches to make this pattern. You may make a pillow top, wall hanging, or table runner. You can quilt and complete your project at home. Don't forget your glasses!

WHO: Sarah Ann Smith, Hope, Maine

WHEN: Friday, June 17, 2011 ----- 9:30AM-3:30PM,

WHERE: Sunnyside Retirement Community, Sunnyside Room, Harrisonburg, VA

COST: \$35.00 for members and \$45.00 for non-members

Supplies:

- a pattern sheet is provided but the pattern with instructions can be purchased from Sarah for \$12 but not needed for the class
- background fabric, 20"X20" if making the pillow top or wall hanging; 16"X40" if making the table runner
- appliqué fabric scraps for leaves and flowers, batiks work well
- 2 yds of yarn, ribbon or bias strip for flower stems
- sewing machine (and manual) for straight and zig-zag stitches, blind stitch helpful but not necessary, extension cords
- extra machine needle-just in case!
- large variety of colorful specialty threads (cotton, poly, rayon) to match or contrast with your fabrics
- basic sewing kit—including a seam ripper, plus paper and embroidery scissors
- rotary cutting and ironing mats, if available—we will share
- appliqué press sheet or parchment paper—will be supplied if needed
 - fusible web with paper backing such as Wonder Under or Misty Fuse
 - freezer paper/tear away stabilizer the size of your chosen background fabric
 - scrap fabrics so you can do sample stitch-outs!!

Other Stuff:

- packed lunch and drink
- pen and paper for note taking
- questions and anticipation for a busy and fun filled day

DEADLINE: June 13th or until Workshop is full

QUESTIONS: Call Fran Miller, 540-421-0186 or franmill@aol.com

Balinese Garden Workshop

Complete and mail this portion to: Fran Miller, PO Box 15, Pleasant Valley, VA 22848

Name: _____

Phone: _____ E-mail: _____

Amount Enclosed: _____ \$35 member _____ \$45 non-member/late registration

Make check payable to SVQG. **Registration deadline is June 13th or until the workshop is full.** Only a paid registration reserves your place in the workshop.

Registration for Uncensored Art Techniques

DESCRIPTION: Come to play with a range of art techniques and supplies on this very hands-on class. Sarah will demonstrate several art techniques for you to try including painting, stamping, and using Shiva Paintstiks. Sarah will provide materials for a **fee of \$12** so you don't have to spend considerable more on materials you might or might not use again. If you want to make postcards she will have Peltex for purchase. Don't forget your glasses!

WHO: Sarah Ann Smith, Hope, Maine

WHEN: **Saturday**, June 18, 2011 Following guild meeting-3:30PM,

WHERE: Sunnyside Retirement Community, Sunnyside Room, Harrisonburg, VA

COST: \$25.00 for members and \$35.00 for non-members

Supplies:

- Fusible web with or without paper backing such as Wonder Under or Misty Fuse. **DO NOT** try Heat N Bond-(it's impossible to stitch through) or Steam a Seam
- Appliqué press sheet or parchment paper, but will be provided if needed
- Fabrics to paint on! Solids, near solids, prints, dark (black) and light, "why did I buy it" fabrics
- Fabrics for appliqué! Bring leftover fabrics in any size, shape, and color. The wider your selection, the more choices you will have
- Cutting and ironing supplies, if available but we will share
 - Basic sewing kit plus paper and embroidery scissors
 - \$12 fee for supplies—pay instructor

Optional Supplies for fun stuff: bring some, all or none, as you wish.....but the more you have to play with the more fun it is!!

- freezer paper and scrap paper for testing out ideas
- exacto knife to cut stencils
- stamps, rubbing plates, sponges, brushes, if you have any
- large plastic bag to use underneath your work and protect the tables
- a few paper towels for finger tips
- plastic plate, masking tape
- stuff for making a cool stamp—Sarah will bring onions, cabbage and celery

Other Stuff:

- packed lunch and drink
- pen and paper for note taking

DEADLINE: **June 13th or until Workshop is full**

QUESTIONS: Call Fran Miller, 540-421-0186 or franmill@aol.com

Uncensored Art Techniques

Complete and mail this portion to: Fran Miller, PO Box 15, Pleasant Valley, VA 22848

Name: _____

Phone: _____ E-mail: _____

Amount Enclosed: _____ \$25 member _____ \$35 non-member/late registration

Make check payable to SVQG. **Registration deadline is June 13th or until the workshop is full.** Only a paid registration reserves your place in the workshop.

SVQG BOARD MEMBERS

President	Sandie Hammel
President-Elect	Sally Jones
Secretary	Norma Harris
Treasurer	Cerise Haas
Program Coor. #1	Fran Miller
Program Coor. #2	Beverly London
Immed. Past President	Barbara Linzey

Ways & Means	Denise Rudolph
Education	Molly Toth
Library	Kathy Christy
Service	The Eager BEEvers
Comfort Pillows	Sue Jones
Quilt Show	Connie Broy and Sally Jones
Sunshine	Carolyn Shank

SVQG STANDING COMMITTEES:

Nominating	Sally Jones
Newsletter	Vicki Graham
Membership	John Hammel
Publicity	Lou Emswiler
Historian	Roberta Patterson
Hospitality	Pauline Messier

SPECIAL DUTIES:


NQA Liaison	Sally Jones
VCQ	Norma Harris
Web Master	Roberta Patterson

~~~~~  
To join the Shenandoah Valley Quilters' Guild, send \$20 Annual Dues to: Membership Chairman SVQG, PO Box 913, Harrisonburg VA 22803. The Guild year runs 4/1-3/31. Newsletter mailed - \$7.50/yr.

PLACE OF MEETING--THE **SUNNYSIDE ROOM**, THIRD SATURDAY OF THE MONTH (UNLESS OTHERWISE NOTED) Time: 9:30 am

SUNNYSIDE PRESBYTERIAN RETIREMENT COMMUNITY, HARRISONBURG, VIRGINIA

Take Exit 247 East off of I-81, proceed east on US 33 to intersection with Route 687 (Massanetta Springs Road,) turn right on Route 687, proceed south 0.8 mile, turn left at second Sunnyside entrance. Go to the **Sunnyside Room** that's the building at the bottom of the hill, to the left of the Highlands Building. Parking is available on the street and in lots but **DO NOT PARK IN THE NUMBERED SPACES**. These numbered spaces are for residents. Please observe the 15-mph speed limit while on the grounds of Sunnyside.



Shenandoah Valley Quilters Guild  
P.O. Box 913  
Harrisonburg, VA 22803