

SHENANDOAH VALLEY QUILTERS GUILD NEWSLETTER

Notes from the President

Dear quilting friends,

Another successful quilt show. Much admiration and appreciation to Sandie for all her hard work. Without her stepping up and volunteering there would be no show. A heartfelt thanks to all those on the show's committee and to all the volunteers who made it possible.

If you took a minute to listen during the quilt show, you could hear quiet conversations about the beauty of a quilt, laughter from a group of friends, explanations on technique being discussed - all making me smile and reflect on what a wonderful group of people and a great show.

Looking forward to hearing the public's choice for best in show.

For the second half of the year we will talk about tips, tricks and tools. For our July meeting, bring in a quilting item you use in your sewing that did not come from a fabric/quilting store. For example, something you use that came from Staples, Harbor Freight, and Walmart. It will be interesting to see what unusual items you use.

Thanks for being a great group of friends.

Doreen

August will be a regular meeting. Our picnic has been moved to September.

CALENDAR

July

21 Sat., Guild Meeting,
Beryl Lawson, Landscape Quilts

August

18 Sat., Guild Meeting,
Program – Kathy Christy,
Houston Follow-up, Workshop
– Barbara Cline, Interleave

July Birthdays

Margie Hockman	2nd
Cerise Haas	4th
Kathy Christy	12th
Debra Hendricks	12th
Ofilia Harner	15th
Joyce Aigner	20th
Sandie Hammel	21st
Barbara Smith	24th
Anna Davis	26 th
Carolyn Shank	28th
Linda Puhle	29th

July 2018

Shenandoah Valley Quilters Guild
Minutes
June 16, 2018

President Doreen Roadcap called the June meeting of the Shenandoah Valley Quilters Guild (SVQG) to order at 9:30 a.m.

It was moved, seconded and carried that the May minutes, as published in the newsletter, be approved.

Reports:

Service - Denise Rudolph – Hospice quilts are due by Friday before the show. There are 3 quilts that need binding.

Newsletter – Deadline is extended to Monday, June 25 so quilt show information can be included.

Treasurer – Bev London presented her report.

Virginia Quilt Museum - Josephine discussed the quilt shows and challenges at the VQM. The SVQG quilts will hang in the museum beginning on July 23, 2019. They will hang from July – December.

Web Page – Contact information for Wendy Ferguson, webmaster, is on the back of the newsletter.

Border Challenge – The names of the 3 members that worked on 3 of the border quilts are still needed.

Raffle Quilt – It is currently on display at Ragtime Fabrics. There is one more month to sell tickets.

Quilt Show – Kathy is arranging for the setup and take down of the quilts. Lots of raffle tickets are being sold. Volunteers need to arrive between 8:30 – 8:45am and the doors open at 9:00am. Cindy has organized the volunteers. There will be a volunteer room with refreshments and drinks. A reception will take place on Friday from 5pm – 6pm where attendees can vote for ‘Best of’ quilts. The ‘Best in Show’ voting will occur during the show by the public. Sandie thanked all of the members that posted fliers.

Mystery Quilt – Doreen showed her pieced top. Any completed tops will be hung in the quilt show.

Announcements:

At the July meeting, everyone is asked to bring an item that is used in their sewing rooms that was not purchased at a quilt/fabric shop. At the August meeting each person will be asked to bring their favorite sewing accessory.

Respectfully submitted
Cerise Haas

July 2018

Quilt Show Reports

Congratulations to our Quilt Show 2018 Ribbon Winners:

Best in each category - Blue Ribbon Awards:

Appliqué: #202 - Red and Green by Josephine Millett

Large Bed: #112 - 365 Challenge by Josephine Millett

Small Bed: #523 - Farm Girl and Batik by Doreen Roadcap

Off the Bed: #615 - Art Vest by Denise Rudolph

Large Wall/Art: #315 - Vintage Compass by Cindy Holland

Small Wall/Art: #411 - Huck by Lori Schrock

First Time: #515 - Vertical Stars by Debbie Jungling

Best In Show: #112 - 365 Challenge by Josephine Millett

Service

Just when I thought we had reached great heights with last year's total of 261 you surprised me.

Our service year total for 8/2017 – 7/2017 is 313!!!! What an awesome display we had on stage at the quilt show with 154 quilts which will be distributed to Hospice this week. Thank you so much for your support!!!

Our next collection will be in November. Take a few weeks off and enjoy the sunshine – if we get any!!!

Denise Rudolph
Service Chair

Membership

What a great quilt show! If you missed it, you missed a truly great event. The quilts were great and I could hardly choose between them for the Blue Ribbon Prizes. Great work everyone. The turnout was magnificent and we had people coming and going from opening at 9:00 AM until close at 5:00 PM. Everyone seemed to enjoy the show.

I was really pleased to see as well as all the volunteers, who did a fantastic job by the way, the number of Guild Members who stopped by to check out “their” show. A big thank you goes out to everyone, from volunteers to visitors, who all contributed to make this really fantastic event.

THANK YOU!

Sandie was very pleased with the response from our Guild Members and from all the visitors to make this into what she considered a very successful show.

July 2018

On to other info: The svqg.org website has the current membership list posted under the Membership tab. Feel free to access it as you need it. If you need a copy and can't get to the Membership List let me know and I'll fix you up.

Happy Quilting and hope to see you at our July 21st Guild meeting.

John Hammel, Membership Chair

Thank you to all the volunteers that made this a wonderful and inviting quilt show and to all members who entered their beautiful work. Thank you to our committee Chairman for taking on the task of creating this quilt show: Cindy Holland: Co-Chairman and Volunteer Coordinator, Denise Rudolph: Quilt Show Design Chairman and Quilt Rack Organizer, John Hammel, Sign Maker, Josephine Millett: Boutique, Kathy Christy: Registration, Intake and Release of Quilts, Cheryl Hawes: Photographer, Doreen Roadcap: Advisor.

Thank you Team,
Sandie Hammel
Quilt Show 2018 Chairman

The 2018 SVQG Quilt Show Comes to Town:

Day One: Every volunteer and many of their family members made it all work like a well oiled machine. As we entered the front door of the building and came into the big almost empty room the Quilt Intake Committee headed by Kathy Christy started setting up in the back of the room to start accepting, organizing, numbering and stacking as members brought their quilts. Soon after that the back door opened and in came the volunteers headed by Denise Rudolph who had picked up the quilt racks that Fran Miller so graciously stores for our guild. Then additional volunteers started filtering in moving tables that were stacked on one side of the wall and putting the boutique, welcome/raffle and demonstration tables in place. The correct numbers of chairs were placed next; all the while the racks were being assembled. Next in came Josephine Millett and helpers to set up the boutique. John Hammel made sure that all signs were hung or placed in the correct areas. Sandie Hammel and volunteers put together the Welcome/Raffle Sales table while John Hammel and volunteers made sure that the 2018 SVQG Raffle Quilt was hung. As quilts started being hung next came the vendors from Ragtime Fabrics and Patchwork Plus. Each of the vendors had their helpers putting together their spaces. Next volunteers led by Denise went to the stage area to display the 313 hospice quilts, pillows and totes, and pillowcases that are to be distributed at the end of the show on Saturday. Seeing that many quilts in one display was incredible. The volunteers all knew where to be and who was to do what because of the incredible organizational skills of Cindy Holland. By 2:30 all the quilts were hung and Cheryl Hawes started taking the photos of the quilt show as Barbara Johnson wrote the descriptions. After 4:00 off went the ladies to work on the CDs. The work on these lasted well into the wee hours of the morning so that the CDs were ready for sale by Saturday morning.

From 5:00 to 6:00 there was a members and guest reception where members chose the best in each category and ribbons were hung before we left the building at 6:30.

July 2018

Day Two: Starting before 8:30 Denise Rudolph was out putting signs along the roadway to direct folks into the show. The Food Truck was in place, volunteers were going to their stations for the opening of the show at 9:00. Now let me say that I have done many, many craft and gift shows over the years and the first hour is just not busy. I had told some to expect a slow start the first hour. Well, that just did not happen. Starting just after 9:00 people started streaming through the doors and by 9:15 each and every aisle was filled with those enjoying our show. The crowds did not let up until about 4:30 with some still coming in until 15 minutes before the show ended. We had two areas where chairs were clustered so those who needed a sit break could spend some time. A great meet and greet your neighbors area, there was laughter throughout the room, shoppers were busy at the boutique or watching the demonstration, visitors were welcomed by our wonderful and informative vendors who took time to introduce them to things that their shops offered and show how much fun sewing and quilting can be. Their booths were enjoyed by members and visitors alike. Visitors asked lots of questions of our white glove volunteers. The interaction from our visitors was incredible not to mention the inquiries from visitors about becoming a member of our guild. We had one visitor that became a member on Saturday. The doors closed at 5:00, all was done in reverse but much faster and by 6:00 we walked out of the empty room. Well done members and family volunteers of the Shenandoah Valley Quilters Guild. **WELL DONE!!!**

Note: This article shows what it takes to make it all happen.

Quilt Show Boutique Report

The Stash Blast was a BLAST! Total fabric sales \$554.00. Thank you to the folks that donated the fabric and thanks to the ladies that kept the fabric neat and pushed the sales. The fabric that did not sell has been transferred to the Virginia Quilt Museum to be used in their next Stash Blast.

In addition to the fabric sales, the total income from the sales for the rest of our items in the Boutique amounted to \$473.00, making the grand total of \$1,027.00. A big thank you to everyone that supplied us with the items and thanks to everyone that shopped at the Boutique.

Josephine Millett

Quilt Show CDs

If you would like a copy of the 2018 quilt show photo CD, please let Cheryl Hawes know at mtview434@verizon.net before July 14th. The cost is \$5 per CD. They will be available for pickup at the July meeting.

Thanks, Cheryl

THANKS FOR THE BLUE RIBBONS.

I would also like to thank the members of the Quilt Guild that voted on Friday night and awarded me two Blue Ribbons. One for that big Blue 365 Challenge Quilt and the second one for my Red

July 2018

and Green Appliqué Quilt. It means a great deal to me to have received the recognition from my fellow quilt guild members. Thank you ever so much.

Josephine Millett

COMMENTS ABOUT THE SHOW:

Well organized

Nicely displayed

Overall positive occasion

Excellent, there was free admission

Pleasurable for first-time quilt show attendee

Impressive of sheer number of service quilts

Good to have groups of chairs so people could visit

Overall well-organized show

..and on and on with positive and happy memories from attendees of 2018 Guild show.

Blessings to all Guild members who made this a show of shows!

Angela Schup

Sunshine

Please contact me if you are aware that one of our members needs a Thinking of You card. You may e-mail me at dejbowsandskjquilts@hotmail.com or call 540-949-0872.

Thank you,

Sue Jones

Newsletter

The deadline for the August newsletter is Friday, July 27 at noon. If you have anything you would like to include in the newsletter, please contact me at grahamvl@comcast.net or 540-433-9877.

Tips, Tricks and Tools

JULY MEETING

Bring an item you use in sewing that did not come from a traditional sewing/quilting store. We will draw a name from those who bring in an item for a token gift.

AUGUST MEETING

Bring your favorite sewing “gadget”. Show off your most useful gadget.

Programs

JUL, 21- Program by Beryl Lawson, Landscape Quilts. Beryl, one of the founding members of our guild, will give a trunk show of her landscape quilts. She’s been making these beauties for many years. “I plan on telling of my evolution of interest in landscape quilts,

July 2018

illustrating with examples. Also speaking briefly on how to create a pattern for a landscape piece, the principles of value, perspective and simplifying.”

AUG, 18 - Program by Kathy Christy. Kathy will give a synopsis of last year’s trip to Houston; the classes she took and the projects she brought home. There will be give-aways!

AUG, 18 - Workshop by Barbara Cline, “Interleave”. This is one of Barbara’s newest designs and will be featured in her next book. Come and get a sneak peek! “Come join in the fun of learning to make an interleave quilt. The interleave quilt design results from cutting strips from two panels of fabric and piecing alternate strips from each panel. The result of this process is a complex-looking quilt that can be pieced quickly from thin strips sewn in straight lines. “


SEP, 15 - Guild Picnic at Bridgewater Shelter. This guild tradition is a dish-to-pass, held in shelter #1.

OCT, 20 - Program by Kevin the Quilter, “The Big Reveal”. Bring your “Sapphire Star” and show it off to the designer. Kevin maintains an informative and funny blog and this reveal will cap off one of our guild challenges for 2017-2018.

NOV, 17 - Program by the Service Committee

DEC, 15 - Holiday Party

Supply list for Interleave Quilt



the 4 top fabrics – if they all blend together too much the interleave design won't stand out.

Supplies

rotary cutter
rotary mat
rotary ruler
thread to match
Iron
Ironing pad
Neutral or gray thread
Pins
Scissors
Paper scissors
Sewing Machine with 1/4" foot

4 fat quarters–Select 4 fabrics that go well together for the top. There should be some contrast between

Cut before class:



Stack two fat quarters together and cut 45° diagonal strips, 4" wide.

yellow and green fabric

Dark and light value

blue and red fabric.


Medium and darker value



July 2018

Sew before class

Sew the strip sets together. Notice you will be able to make four squares, two of each color way. You will only need one of each color. You may want to share with another person in the class or make two quilts. This was the easiest way for me to give you directions for this. If you want to do this some other method that is just fine.



**Interleave Workshop with Barbara Cline
August 18, 2018 1:00 – 4:00 PM**

Questions: Email Lori Abbott-Herrick at laherrick@gmail.com

Complete this form and mail, with payment to Lori Abbott-Herrick, 6384 Wengers Mill Road Linville, VA 22834.

Name _____

Address _____

Phone _____ Email _____

Amount Enclosed: Member \$25 _____ Non-member \$35 _____

Make check payable to SVQC. Only a paid registration reserves your place in this workshop. Paid workshops are transferable to another member but are not refundable unless the class is cancelled.

Non-members are welcome to join the Shenandoah Valley Quilters Guild to register as a member.

July 2018

Plains District Memorial Museum Exhibit

19TH AND Early 20TH CENTURY LOCAL QUILTS from the VALLEY AND NEARBY AREAS

The exhibit features a collection of quilts from the J. Frank Holsinger family of Broadway, VA dating from 1892 and a number of smaller collections from other local residents. As part of the exhibit, a quilt, “*Shenandoah Spring*”, made and donated by Laura Lantz Roberts will be raffled off with the winner announced in September at the Museum’s Heritage Day celebration. The exhibit will run through October.

Plains District Memorial Museum

176 Main Street (Route 42, just north of the railroad tracks)

Timberville, VA 22853

Open Thursday – Sunday 1 PM – 4 PM

Virginia Quilt Museum

New Exhibits, May 22-Sept. 8, 2018

Beyond the Valley (based on the Valley Botanical) Curated by Doreen Johnson

Fly Me to the Moon Curated by Susanne Jones

Artists from eight countries have created 179 art quilts celebrating Man’s First Walk on the Moon. This multifaceted collection commemorates the iconic images from the news; recalls personal memories of July 20, 1969; honors all the Apollo Missions; recognizes all of the Apollo Astronauts; investigates scientific moon images; examines NASA’s cool tools; explains myths associated with the moon; defines moon idioms; replays the music inspired by the moon; visits pop culture icons; and makes us fall in love again under the romantic moon.

Treasures From the Vault: New Acquisitions Curated by Gloria Comstock

These quilts have been accessioned in 2017 and represent several areas of Virginia. Our mission is preserving Virginia Quilting Heritage. The viewer will be able to read about the history of each quilt and many have photographs of the quilt maker and/or family. It is equally important to recognize the caretakers of these quilts – without their loving care, we would not have these treasures.

Small Botanical Sentiments Curated by Doreen Johnson

The beautiful appliqué quilts of the Shenandoah Valley inspired this exhibit. Quilters were asked to create a small quilt that relates to their perspective of, or emotional sentiment to Esther’s quilt or any portion therein. Ranging in size from 14 to 24 inches, each quilt must be able to reference visually, and in print, its conception and identity to the original quilt.

VQM will be closed on July 4th.

July 28, 2018 Appliqué Workshop by Doreen Johnson.

Quick Prep Appliqué – Heirloom Quality in far Less Time is the title for this hands-on workshop. Reserve your seat today! Tickets are \$50 and include a box lunch. Event will take place on the 3rd floor of Asbury Methodist Church right next door! 10am-3pm. Tickets can be purchased at the museum, over the phone (540) 433-3818, or at Eventbrite.com.

July 2018

Board Members:

President	Doreen Roadcap
President-Elect	Debbie Jungling
Secretary	Cerise Haas
Treasurer	Bev London & Larry Brown
Program Coor #1	Lori Abbott-Herrick
Program Coor #2	Cindy Holland
Immed. Past President	Sandie Hammel

Special Duties:

Web Site Manager	
W.I.P. Program	Cerise Haas
SVQG/VQM Liaison	Josephine Millett
2018 Raffle Quilt	Mary Carlton

Committee Chairpersons:

Service	Denise Rudolph
Library	Barbara Cline
Ways & Means	Kathy Christy
Membership	John Hammel
Sunshine	Sue Jones
Hospitality	Oflia Harner
Publicity	Gail Oliver
Newsletter	Vicki Graham

To join the SVQG, send \$25 annual dues and application to PO Box 913 Harrisonburg, VA 22803

PLACE OF MEETING: Sunnyside Room, Sunnyside Presbyterian Retirement Community, Harrisonburg, VA

DATE OF MEETING: Third Saturday of each month unless otherwise notified

TIME OF MEETING: 9:30 AM

DIRECTIONS: From I-81 take Exit 247 towards Elkton (Route 33 East). Turn right on Route 687, Massanetta Springs Road. Proceed south for 0.8 miles and turn left onto Sunnyside Drive. Proceed straight and turn right onto Glenside Drive. Turn right at the first parking lot and the Sunnyside Room is on your right. Parking is available in front and below the building and on the street. Please do not park in the numbered spaces.

**SHENANDOAH VALLEY QUILTERS GUILD
PO BOX 913
HARRISONBURG, VA 22803**