

SHENANDOAH VALLEY QUILTERS GUILD NEWSLETTER

Notes from the President

Dear quilting friends,

Summer is moving along. I hope you are enjoying your summer, a bit too hot for me. The sewing room is nice and cool though so getting lots of sewing done Perhaps a landscape quilt is in my future.

Thanks to everyone for showing off your not so traditional sewing tools. It was a lot of fun. We shared some great ideas. Remember to bring in your favorite sewing tool to the august meeting.

It is time to start thinking of officers and committee chairs for 2019. Please consider serving our guild by taking on a position. If you are currently an officer or committee chair and need to step down it would be helpful if you had a replacement set up willing to take your position.

Thanks my fellow quilters. Keep finishing those projects half done and starting many more.

Doreen

August will be a regular meeting. Our picnic has been moved to September.

CALENDAR

August

18 Sat., Guild Meeting,
Program – Kathy Christy,
Houston Follow-up, Workshop
– Barbara Cline, Interleave

September

15 Sat., Guild Picnic at
Shelter #3, Oakdale Park in
Bridgewater, 9:30 a.m.

August Birthdays

Pauline Messier	1st
Ginny Biggs	2nd
Mariann Simmons	2nd
Betty Durrett	15th
Suzanne Just	17th
Debbie Jungling	20th
Lenore Mitchell	25th
Mary Daigle	28th
Mary Carlton	29th

August 2018

Shenandoah Valley Quilters Guild
Minutes
July 14, 2018

President Doreen Roadcap called the June meeting of the Shenandoah Valley Quilters Guild (SVQG) to order at 9:30 a.m. There was 1 visitor present. The members sang *Happy Birthday* to Sandie.

It was moved, seconded and carried that the June minutes, as published in the newsletter, be approved.

Reports:

Service - Denise Rudolph – The guild received a thank you note from Sentara for the quilts, pillowcases and bags. The next collection date will be at the meeting in November. Members from the Hospice organizations will be present.

Newsletter – Vicki Graham - Deadline is Friday, July 27th at noon.

Treasurer – Bev London presented her report.

WIP – Cerise Haas - Project #6 is due now and Project #1 will be due by the September picnic.

Virginia Quilt Museum - Josephine Millett – Quilts made by guild members will be on display beginning July 2019. A vote was taken to name the display “Stars of Shenandoah”. Quilts should not be larger than throw or wall hanging size.

Programs – Lori Abbott Herrick – A thank you note was presented from Mickey Dupre. Beryl Lawson, one of the guild founding members, is presenting the program on landscape quilts. Kathy Christy will give the morning program in August and Barbara Cline will lead the afternoon workshop. The Sept 15 picnic will be in Shelter 3 at the Oakdale Park in Bridgewater.

Raffle Quilt – Kathy Christy – The winning ticket was drawn with the winner being Bonnie Smith from Woodstock. A discussion will be held in August on how to share the profits from the raffle quilt.

Quilt Show – Sandie Hammel – The quilt show committee members were recognized and thanked. The ribbon for ‘Best in Show’ was presented to Josephine Millett. The quilt show was well received by the community. A breakdown of the monies collected was given.

Membership – 2 new members were recognized.

Tools/Tricks/Tips – Guild members displayed tools used for quilting that were not found in a quilt store. Each member is asked to bring their favorite accessory or tool to the August meeting.

Announcements:

August 2018

At the August meeting, everyone is asked to bring a work in progress (WIP) that they are not interested in finishing. These projects will be exchanged with other guild members.

Joan Hughes passed around a sign-up sheet for anyone who may be interested in a Quilting Cruise in April 2019 for 7 days.

Respectfully submitted,
Cerise Haas

Service

November will be the month for service!! We will have the Hospice groups come and talk to us. We will also be doing a collection of quilts at that meeting so we can send them home with lots of quilts and patriotic pillow cases. In the afternoon plan to stay and help us sew. More coming in the next months on what we will be working on.

The sizes for the lap quilts - width = 40" to 60", length = 45" to 60". If you just want to make the top, I will quilt it for you and give it back for binding.

Sewing under an umbrella!
Denise Rudolph
Service Chair

Sunshine

Please contact me if you are aware that one of our members needs a Thinking of You card. You may e-mail me at dejbowsandskjquilts@hotmail.com or call 540-949-0872.

Thank you,
Sue Jones

Newsletter

The deadline for the September newsletter is Friday, August 24 at noon. If you have anything you would like to include in the newsletter, please contact me at grahamvl@comcast.net or 540-433-9877.

Tips, Tricks and Tools

AUGUST MEETING

Bring your favorite sewing "gadget". Show off your most useful gadget.

Programs

August

Make sure to bring that project that's been stuffed in the back of your closet – the one you honestly will never finish, for our swap table. Your nightmare could be someone else's dream!

August 2018

Speaking of projects....you won't want to miss our morning program by Kathy Christy. She always has lots of tidbits from Houston to share and quite possibly her own WIPs.

There's still time to sign up for Barbara Cline's August workshop, *Interleave*. Come join in the fun of learning to make this beautiful pattern. The interleave quilt design results from cutting strips from two panels of fabric and piecing alternate strips from each panel. The result of this process is a complex-looking quilt that can be pieced quickly from thin strips sewn in straight lines.

September

Our annual guild picnic and dish-to-pass on September 15th will be in shelter number 3 at Oakdale Park, 299 Will Lane, Bridgewater. It's sure to be fun and yummy. See details in this newsletter.

October

Finish up those "Sapphire" quilts for the big reveal! Hopefully, the designer will be with us to talk about how he uses scraps to make beautiful quilts and to admire our masterpieces.

Interleave Workshop with Barbara Cline

August 18, 2018 1:00 – 4:00 PM

Questions: Email Lori Abbott-Herrick at laherrick@gmail.com

Complete this form and mail, with payment to Lori Abbott-Herrick, 6384 Wengers Mill Road Linville, VA 22834.

Name _____

Address _____


Phone _____ Email _____

Amount Enclosed: Member \$25 _____ Non-member \$35 _____

Make check payable to SVQC. Only a paid registration reserves your place in this workshop. Paid workshops are transferable to another member but are not refundable unless the class is cancelled.

Non-members are welcome to join the Shenandoah Valley Quilters Guild to register as a member.

Supply list for Interleave Quilt



the 4 top fabrics – if they all blend together too much the interleave design won't stand out.

Supplies

rotary cutter
rotary mat
rotary ruler
thread to match
Iron
Ironing pad
Neutral or gray thread
Pins
Scissors
Paper scissors
Sewing Machine with 1/4" foot

4 fat quarters–Select 4 fabrics that go well together for the top. There should be some contrast between

Cut before class:



Stack two fat quarters together and cut 45° diagonal strips, 4" wide.

yellow and green fabric

Dark and light value



blue and red fabric.

Medium and darker value



Sew before class

Sew the strip sets together. Notice you will be able to make four squares, two of each color way. You will only need one of each color. You may want to share with another person in the class or make two quilts. This was the easiest way for me to give you directions for this. If you want to do this some other method that is just fine.



Rockingham County Fair

Hi, Fair Participants!

This year at the Rockingham County Fair, the Sr. Homemaking division has several changes! We wanted to make sure that you are aware of the changes – since your participation makes our part of the Fair so full of creativity and beauty.

Drop off day for the Sr. Homemaking is Friday, August 10, 4 p.m. to 7 p.m. and

Saturday, August 11th for baked goods only 11-Noon.

*please note that in the fair catalog, the heading above breads has the wrong time, the above times are the correct times.

We will be judging the quilts Friday night and the rest Saturday afternoon. Using this schedule, we won't be rushing Monday to open for the fair AND we will have time to put up better announcements of winners!

Pick Up of all items is Sunday, August 19th, 2 – 4 p.m.

This year, you can register to participate online! Just go to the Rockingham County Fair website. This will speed up the take in time for your items. We will have a registration line at take in just for online registrations.

You can register online at the following link.

August 2018

<https://www.rockinghamcountyfair.com/f/35?pType=2&pID=6488>

Finally, we have made changes to the quilting area to allow quilters who have others actually quilt their tops to participate in quilting. AND we have added wood categories and rock painting! All this is to include the arts of the valley

We are looking forward to a great fair, and YOU are a huge part of that! Thank you for sharing your skills and creativity with our community! – Cynthia Hay, Sr. Homemaking

Virginia Quilt Museum

I received a note today from the Virginia Quilt Museum and would like to have you include it in the next newsletter. I quote.

“To the Shenandoah Valley Quilt Guild from the Virginia Quilt Museum

Thank you so much for the STASH you donated to the Virginia Quilt Museum. It will be put to good use at our next BLAST for the benefit of the Museum. Congratulations on a very nice show!

Best of luck in all your endeavors.

Signed Barbara Roadcap”

Thanks...Josephine

Weight Watchers Fluff

Orange fluff is essentially a very quick and [easy dessert fruit salad](#). To make a one-point version, perfect for Weight Watchers members who want to feel like they're indulging without sacrificing the points, you'll want to use **fat-free and sugar-free ingredients** in your recipe and **watch portions**. These substitutions plus the addition of chopped fruit makes orange fluff an excellent recipe for anyone in the Weight Watchers program.

- 16 ounces fat-free whipped topping
- 1 small box fat-free instant vanilla pudding mix
- 1 small box sugar-free orange powdered gelatin mix
- 3 fresh Mandarin oranges, peeled and separated
- 1 20-ounce can crushed pineapple, drained and rinsed

Tips

Orange fluff can end up with **sneaky points** because of the sugary juices that canned pineapple and Mandarin oranges are stored in. Using fresh fruit circumvents this problem completely, but you can use canned fruit if you drain it and rinse the fruit to remove excess sugar.

Mix the whipped topping in a large bowl that will work for preparing and serving to minimize cleanup. Add the vanilla pudding, orange gelatin and fruits to the bowl. Stir to combine. You might need to mix the ingredients for a few minutes, scraping the bowl occasionally to fully incorporate all of the powdered mixes.

Place the bowl in the refrigerator for 1 to 2 hours to chill before serving.

While it would not necessarily be an orange fluff anymore, the variations are as limitless as there are flavors of sugar-free gelatin. Remove the Mandarin oranges and add an extra 1/2 cup of chopped pineapple if you're changing the flavor of your fluff. Raspberry, cherry, strawberry or lime gelatins are tasty ways to switch up a fluff recipe. You can add extra fruit if you prefer; just **use 1/2 cup of fresh fruit** that corresponds with the gelatin flavor, or use cherry jello with sugar free cherry pie filling and crushed pineapple (drained).

Sent in by Kathy Christy

August 2018

Board Members:

President	Doreen Roadcap
President-Elect	Debbie Jungling
Secretary	Cerise Haas
Treasurer	Bev London & Larry Brown
Program Coor #1	Lori Abbott-Herrick
Program Coor #2	Cindy Holland
Immed. Past President	Sandie Hammel

Special Duties:

Web Site Manager	
W.I.P. Program	Cerise Haas
SVQG/VQM Liaison	Josephine Millett
2018 Raffle Quilt	Mary Carlton

Committee Chairpersons:

Service	Denise Rudolph
Library	Barbara Cline
Ways & Means	Kathy Christy
Membership	John Hammel
Sunshine	Sue Jones
Hospitality	Oflia Harner
Publicity	Gail Oliver
Newsletter	Vicki Graham

To join the SVQG, send \$25 annual dues and application to PO Box 913 Harrisonburg, VA 22803

PLACE OF MEETING: Sunnyside Room, Sunnyside Presbyterian Retirement Community, Harrisonburg, VA

DATE OF MEETING: Third Saturday of each month unless otherwise notified

TIME OF MEETING: 9:30 AM

DIRECTIONS: From I-81 take Exit 247 towards Elkton (Route 33 East). Turn right on Route 687, Massanetta Springs Road. Proceed south for 0.8 miles and turn left onto Sunnyside Drive. Proceed straight and turn right onto Glenside Drive. Turn right at the first parking lot and the Sunnyside Room is on your right. Parking is available in front and below the building and on the street. Please do not park in the numbered spaces.

**SHENANDOAH VALLEY QUILTERS GUILD
PO BOX 913
HARRISONBURG, VA 22803**