

SHENANDOAH VALLEY QUILTERS GUILD NEWSLETTER

Notes from the President

Happy Summer Quilters!

We had a wonderful workshop and lecture from Pat Sloan. She is an amazing quilter and a great teacher. I would like to thank Cindy for bringing her in!

I am looking forward to seeing our quilts hanging in the Virginia Quilt Museum next month. We have amazing talent in our group and I am thankful for this chance to show it off!

I am currently on vacation and had a chance to go to the Vermont Quilt Festival. It's a great show! Take time to get out there and visit the shows and fairs to see all the great creativity out there!

Happy quilting,
Debbie

**QUILTS DUE AT VQM BY
10:00 AM ON JULY 17
FOR HANGING**

CALENDAR

July

11-28 Sacred Threads,
Herndon, VA

20 SVQG mtg., Lori
Schrock presentation and
workshop

23 Virginia Quilt Museum,
new exhibits open

25-28 Quilt Odyssey, Hershey,
PA

27 Artist Meet and Greet at
VQM

July Birthdays

Margie Hockman	2nd
Josie Mott	2nd
Cerise Haas	4th
Kathy Christy	12th
Ofilia Harner	15th
Joyce Aigner	20th
Sandie Hammel	21st
Barbara Smith	24th
Carolyn Shank	28th
Linda Puhle	29th

July 2019

Shenandoah Valley Quilters Guild
Minutes
June 22, 2019

President Debbie Jungling called the June meeting of the Shenandoah Valley Quilters Guild (SVQG) to order.

There were 4 visitors present.

Reports:

Treasurer – Nina Jackson presented the Treasurer's Report.

Virginia Quilt Museum – Josephine Millett – The Guild's quilt show at the Virginia Quilt Museum is set to begin in July. The quilts need to be brought to the museum on July 17th after 10am. Barbara Cline's quilts will be on display until July 13th. There will be a Meet and Greet on July 27th.

Hospitality – Members are asked to bring refreshments to the meeting of their birthday month.

Ways and Means – Ginny Biggs donated an assortment of sewing supplies to the guild.

Sunshine – Barbara Paulson – Cards were sent for 5 birthdays and 2 thinking of you. It was mentioned to remember Jan Hood as she is recovering from breast cancer and Fran Miller recovering from hip surgery.

Service – Denise Rudolph – 3 Service quilts were shown that needed binding done.

Newsletter – Vicki Graham – Deadline is Friday, June 28th at noon.

Programs – Cindy Holland – Lori Shrock is leading a workshop on July 20th called Bargello Northern Lights. At the meeting she will be discussing how to create portrait quilts along with a trunk show. Julie Belin will lead a workshop in August on using the Deb Tucker rulers. Her Saturday program is entitled "Tucker Tool Time". The September program is the picnic. Celia will check with Sunnyside to see if their pavilion in the Glen is available.

Old Business:

Debbie reminded guild members to make 20" blocks for members leaving the guild.

New Business:

It was voted and passed by the guild to make a raffle quilt for a charitable organization to raffle off. Debbie volunteered to do the quilting. The board will meet in August to discuss further ideas with the raffle quilt.

The meeting was followed by show and tell, refreshments and a presentation by Pat Sloan.

Respectfully submitted,
Cerise Haas

July 2019

WAYS & MEANS

It's "Christmas in July" for our next raffle with fabrics and goodies in a Longaberger basket. Thank you for participating!

Ways & Means, Sue Jones and Bonnie Spoon

SUNSHINE

I have mailed 5 birthday cards and 2 TOY blocks since the last report. My phone is (540) 249-5668. Please call this number if you know of any TOY blocks I need to send.

Thanks for your help,
Barbara Paulson, Sunshine

NEWSLETTER

The deadline for the August newsletter is Friday, July 26th at noon. Please email any items to grahamvl@comcast.net.

Vicki Graham, Newsletter Chair

July 2019

VIRGINIA QUILT MUSEUM (VQM)

Meet and Greet
July 27, 2019
10:30 a.m. to 2 p.m.

Please RSVP to
vqmevents@gmail.com
by July 12, 2019 or call
(540) 433-3818





Guest Speaker:
Mary Kerr speaking on
"Southern Quilts."

Light Refreshments
for Attendees

301 South Main St.
Harrisonburg, VA 22801
<http://www.vaquiltmuseum.org>

Sausage Pinwheels – from Shelba Bellamy

2 pkg. Crescent Roll Sheets

1 lb. Sausage (Shelba used hot)

8 oz. Cream cheese, softened

Brown, crumble and drain the sausage. Mix the sausage and cream cheese together. Lay out the pastry sheet. Spread the sausage/cheese mixture onto the pastry sheet. Roll up the pastry sheet lengthwise – like a jellyroll. Slice into 1 inch pieces. Bake at 400° for 15-18 min. Yields 24-28 pinwheels.

July 2019

PROGRAMS

July 20 - Program and Workshop presented by Lori Schrock

Presentation: Portrait Quilts

Lori will tell us about her process to create Portrait Quilts and present a trunk show of her many portrait quilts. She will walk us through selecting photos, choosing fabrics and basic construction.

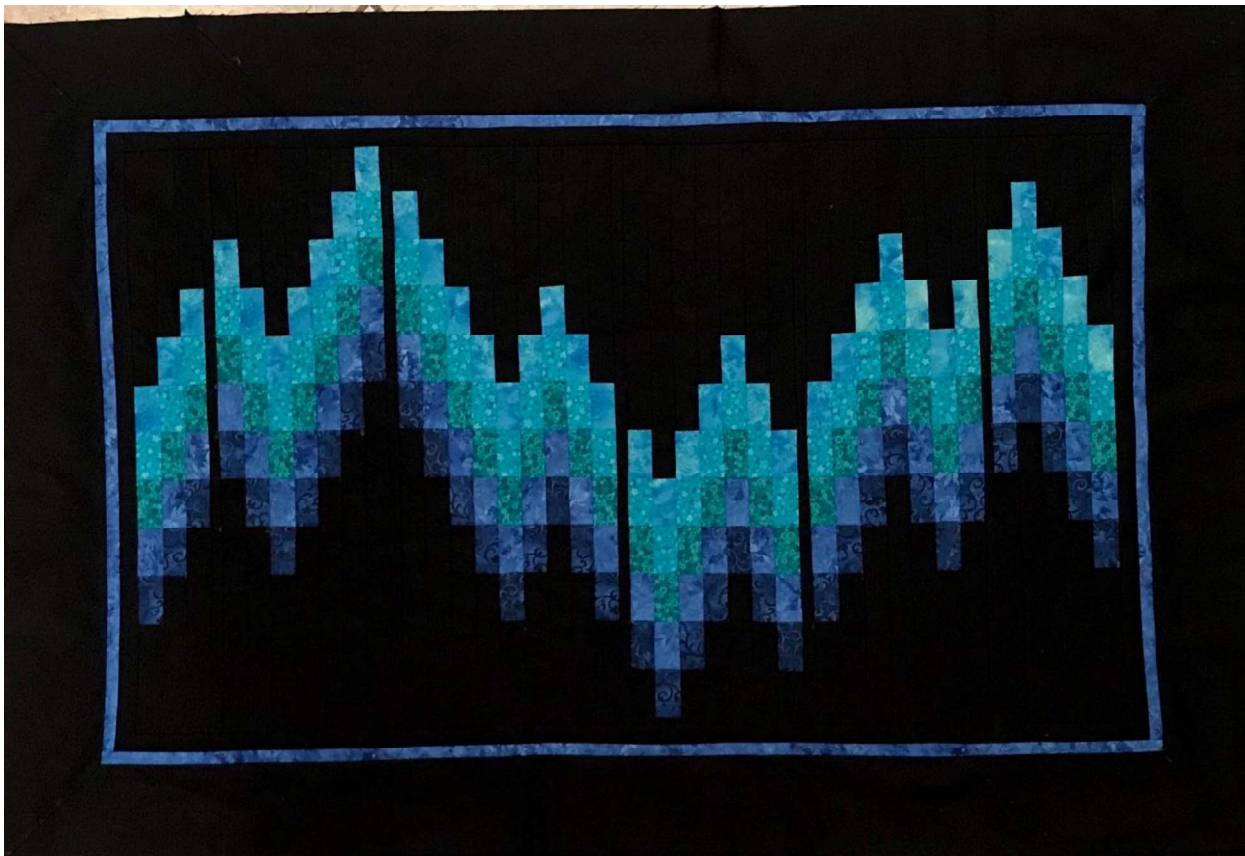
Afternoon Workshop: Northern Lights Bargello

Lori will lead us in a workshop following the meeting to create Northern Lights Bargello. This is a confident beginner/intermediate skill level project. Besides making beautiful portrait quilts, Lori is a skilled bargello quilter. And, she is anxious to share her tips for an easy process to create a wonderful project!

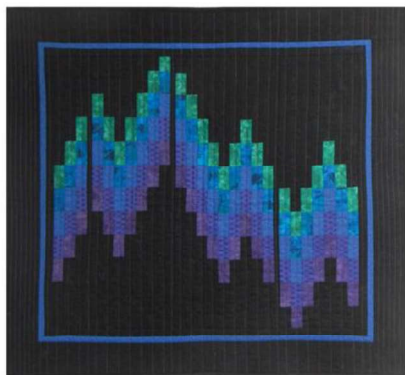
Each participant will need to purchase their own pattern prior to the class. They are available on-line at Annie's Craft Store for \$9.99. You can purchase a hard copy or download it at:

[https://www.anniescatalog.com/detail.html?code=A421802&source=NBSSEMB&msclkid=fd6e2d544eb1f3149d5be1586ad6ba9&utm_source=bing&utm_medium=cpc&utm_campaign=%23PLAs\(BSC\)&utm_term=4585307085272308&utm_content=All%20Products](https://www.anniescatalog.com/detail.html?code=A421802&source=NBSSEMB&msclkid=fd6e2d544eb1f3149d5be1586ad6ba9&utm_source=bing&utm_medium=cpc&utm_campaign=%23PLAs(BSC)&utm_term=4585307085272308&utm_content=All%20Products)

Here is a photo of Lori's version of Northern Lights (she made hers one section wider)



Northern Lights Bargello – Supply List
Confident Beginner/Intermediate Skill Level



Piecing this small bargello is easier than it appears. We will learn tricks to make the seams line up perfectly. There will be two options. The first is to make the original pattern. The second option is to add additional sections to make a longer version. If you choose to do the longer version like mine, please contact me for the additional yardage needed.

<Original Pattern

Northern Lights Supply List

- Fabrics as listed on the pattern.
- Sewing machine
- Walking foot (optional)
- Thread
- Glue stick
- Fork pins (optional but can be of great help) JoAnn's carries them.
- Basic sewing supplies (pins, scissors etc)
- Cutting mat, ruler, rotary cutter (slicing fabric strips)
- Iron and iron surface/ironing board
- ****If you want to make the extended version like mine, please contact me and I will send the additional fabric yardage to you****

Northern Lights Homework

- Purchase and print pattern https://www.anniescatalog.com/detail.html?prod_id=141869&cat_id=1667
- Cut feature fabrics and background fabrics according to pattern instructions. We will be working on the main body of the quilt during the workshop. If there is time, we can start on the borders.
- Sew the five feature fabrics together and sew background rectangle to strip set.

****Do not press seams or sew into a tube.** I will be showing you a technique that will result in better piecing.**

#1
#2
#3
#4
#5
Background

July 2019

Northern Lights Bargello Workshop with Lori Schrock

July 20, 2019 12:30 – 3:30 PM

Questions: Email Cindy Holland at horses_1958@yahoo.com

Complete this form and mail, with payment to Cindy Holland, 766 Frog Pond Rd Staunton VA 24401

Name _____

Address _____

Phone _____ Email _____

Amount Enclosed: Member \$25 _____ Non-member \$35 _____

Make check payable to SVQC. Only a paid registration reserves your place in this workshop. Paid workshops are transferable to another member but are not refundable unless the class is cancelled.

Non-members are welcome to join the Shenandoah Valley Quilters Guild to register as a member.

Galaxy Workshop with Julie Belin

Friday – August 16, 2019 9:00 – 3:30 PM

Questions: Email Cindy Holland at horses_1958@yahoo.com

Complete this form and mail, with payment to Cindy Holland, 766 Frog Pond Rd Staunton VA 24401

Name _____

Address _____

Phone _____ Email _____

Amount Enclosed: Member \$35 _____ Non-member \$45 _____

Make check payable to SVQC. Only a paid registration reserves your place in this workshop. Paid workshops are transferable to another member but are not refundable unless the class is cancelled.

Non-members are welcome to join the Shenandoah Valley Quilters Guild to register as a member.

July 2019

August 17 – Meeting Program presented by Julie Belin

Presentation: Tucker Tool Time


Julie Belin of Blue Oaks Quilting is a Certified Instructor for Studio 180 Design – Deb Tucker Tools. Julie will explain the methodology behind Deb Tucker Tools. As well as, show us block and quilt samples made utilizing the tools.

August 16 - Program and Workshop presented by Julie Belin

“Galaxy” - 6 hour Workshop – Friday – August 16, 2019

Galaxy is a beautiful alternating block design. Because of the color placement and the different angles in the triangles, interesting interlocking circles appear. It's a fun optical illusion, easy to make and even easier to admire. Required tool: V Block and Tucker Trimmer 1. Highly recommended tool: Quilter's Magic Wand

Three project sizes: 42" x 54", 63" x 81", or 84" x 108"



July 2019

Board Members:

President	Debbie Jungling
President-Elect	Terri Yonce
Secretary	Cerise Haas
Treasurer	Nina Jackson
Program Coor #1	Cindy Holland
Program Coor #2	vacant
Immed. Past President	Sandie Hammel (Acting)

Special Duties:

Web Site Manager	Wendy Ferguson
W.I.P. Program	Cerise Haas
SVQG/VQM Liaison	Josephine Millett

Committee Chairpersons:

Service	Denise Rudolph
Ways & Means	Sue Jones and Bonnie Spoon
Membership	John Hammel
Sunshine	Barbara Paulson
Hospitality	Linda Quintrell, Deborah Smiley and Shelba Bellamy
Publicity	vacant
Newsletter	Vicki Graham

To join the SVQG, send \$25 annual dues and application to PO Box 913 Harrisonburg, VA 22803

PLACE OF MEETING: Sunnyside Room, Sunnyside Presbyterian Retirement Community, Harrisonburg, VA

DATE OF MEETING: Third Saturday of each month unless otherwise notified

TIME OF MEETING: 9:30 AM

DIRECTIONS: From I-81 take Exit 247 towards Elkton (Route 33 East). Turn right on Route 687, Massanetta Springs Road. Proceed south for 0.8 miles and turn left onto Sunnyside Drive. Proceed straight and turn right onto Glenside Drive. Turn right at the first parking lot and the Sunnyside Room is on your right. Parking is available in front and below the building and on the street. Please do not park in the numbered spaces.

SHENANDOAH VALLEY QUILTERS GUILD
PO BOX 913
HARRISONBURG, VA 22803